

# Vismo

Bedside Monitor PVM-2701/2703

*Supreme ease of use*



Fighting Disease with Electronics

 **NIHON KOHDEN**

# 10.4-inch TFT, 5 or 7 parameters

Basic parameters: ECG, Resp, SpO<sub>2</sub>, NIBP, Temp  
 MULTI connector parameters (PVM-2703 only): CO<sub>2</sub> or IBP



PVM-2701 4 waveforms



PVM-2701

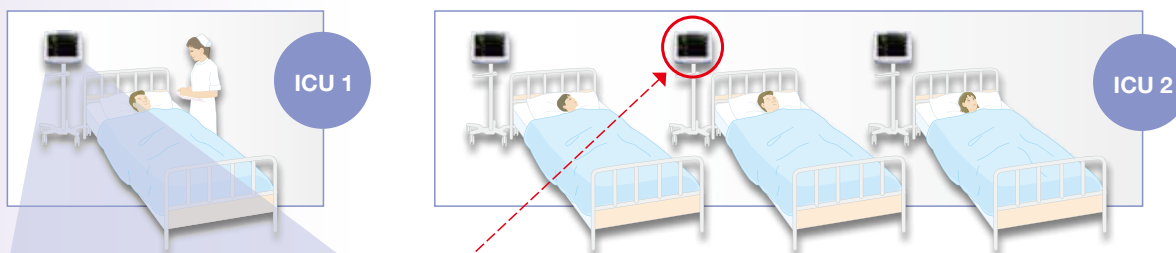


PVM-2703 5 waveforms

- Touch screen provides easy and intuitive operation
- 3 hours of continuous monitoring on battery power
- Smart Cable system (PVM-2703)
  - When you plug a Smart Cable (CO<sub>2</sub>/IBP) into a MULTI socket, it automatically detects the type of parameter and starts monitoring.

## Interbed monitoring

You can use any bedside monitor to check the vital information and alarm status of another monitor in the network. Two numeric data for 8 patients or all numeric data for one patient can be displayed on the Interbed screen.



### Multiple Beds Window

When an alarm occurs in ICU 2, a monitor in ICU 1 alarms and shows the alarm on the Interbed window.

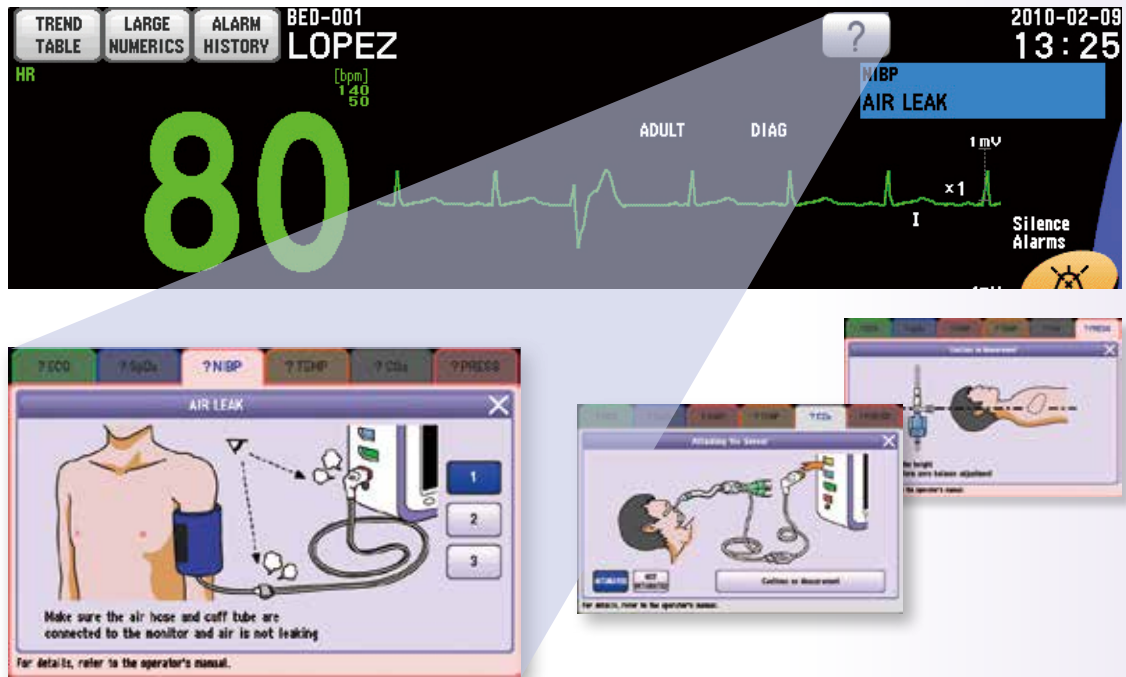


### Individual Bed Window

Touch the screen of the patient to display detailed data.

# Onscreen operation guide

An onscreen operation guide makes Vismo extremely easy to use. Illustrations provide more information than alarm message. For example, an “AIR LEAK” technical alarm message also shows an image of the points to check. The guide also shows the recommended measurement method for each parameter.



# Powerful review with historical data

- Up to 120 hours review data including one waveform (ECG or pulse wave)
- Time is synchronized across all trend screens
- Vital sign trend table, NIBP trend table, Trend graph, Arrhythmia recall, Full disclosure, Alarm history



Vital sign trend table



NIBP trend table



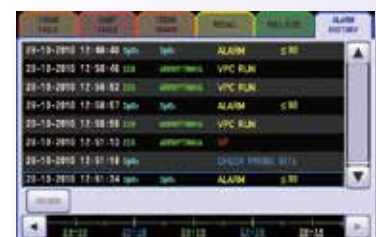
Trend graph



Arrhythmia recall



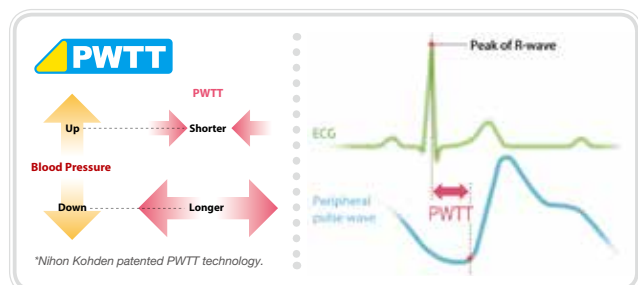
Full disclosure



Alarm history

## PWTT Triggered NIBP Measurement (Nihon Kohden patented)

PWTT (Pulse Wave Transit Time) triggered NIBP measurement increases the chance to detect a sudden change in blood pressure. PWTT can be calculated from ECG and SpO<sub>2</sub> non-invasively. If PWTT exceeds a threshold during periodic NIBP measurement, it triggers NIBP measurement.




## Specifications

Display size	10.4 inch, color TFT type LCD
Resolution	800 × 600 dots
Number of waveforms	PVM-2701: 4, PVM-2703: 5
Waveform display mode	Non-fade fixed
Sweep speed (ECG, Pulse)	6.25, 12.5, 25 or 50 mm/s
Sweep speed (Resp)	1.56, 6.25, 12.5 or 25 mm/s
Parameters	PVM-2701: ECG (3/6 lead), Resp, SpO <sub>2</sub> , NIBP, Temp PVM-2703: ECG (3/6 lead), Resp, SpO <sub>2</sub> , NIBP, Temp, CO <sub>2</sub> , IBP
Trend Table/Graph	120 hours
Arrhythmia Recall	120 hours
Full disclosure	120 hours (ECG or pulse wave)
Alarm history	120 hours
Battery operation time	3 hours
Recorder	3 traces (option)
Network interface	QI-202P (option)
Transmitter interface	QI-201P (option)
Interbed	8 beds
Dimensions	283W × 240H × 143D mm
Weight	3.5 kg

## Highly accurate ec1 arrhythmia analysis



Nihon Kohden's ec1 arrhythmia analysis algorithm can reduce 80% of false alarms. ec1 is included in Life Scope i/L/VS/TR/J and all newer bedside monitors.



## Accessory set

	YS-101P0	YS-101P1	YS-101P2	YS-101P3
Electrode lead (3 electrodes)	IEC type, K911		AHA type, K911A	
ECG connection cord	IEC type, K922		AHA type, K922A	
Disposable electrode	G203			
SpO <sub>2</sub> connection cord	K931			
Air hose for NIBP	S902			
NIBP cuff	13 cm S944B	15 cm S944C	13 cm S944B	15 cm S944C
Battery	SB-201P			

## Major options



WS-201P,  
Recorder module




ZS-900PK,  
Transmitter



DZ-270P,  
Hook

## SpO<sub>2</sub> probe



TL-651T3, Silicon rubber type



QI-202P,  
Interface,  
for network

QI-201P,  
Interface,  
for transmitter

This brochure may be revised or replaced by Nihon Kohden at any time without notice.



### NIHON KOHDEN CORPORATION

1-31-4 Nishiochiai, Shinjuku-ku, Tokyo 161-8560, Japan  
Phone +81 (3) 5996-8036 Fax +81 (3) 5996-8100  
www.nihonkohden.com